

Creating an Intelligent Agent

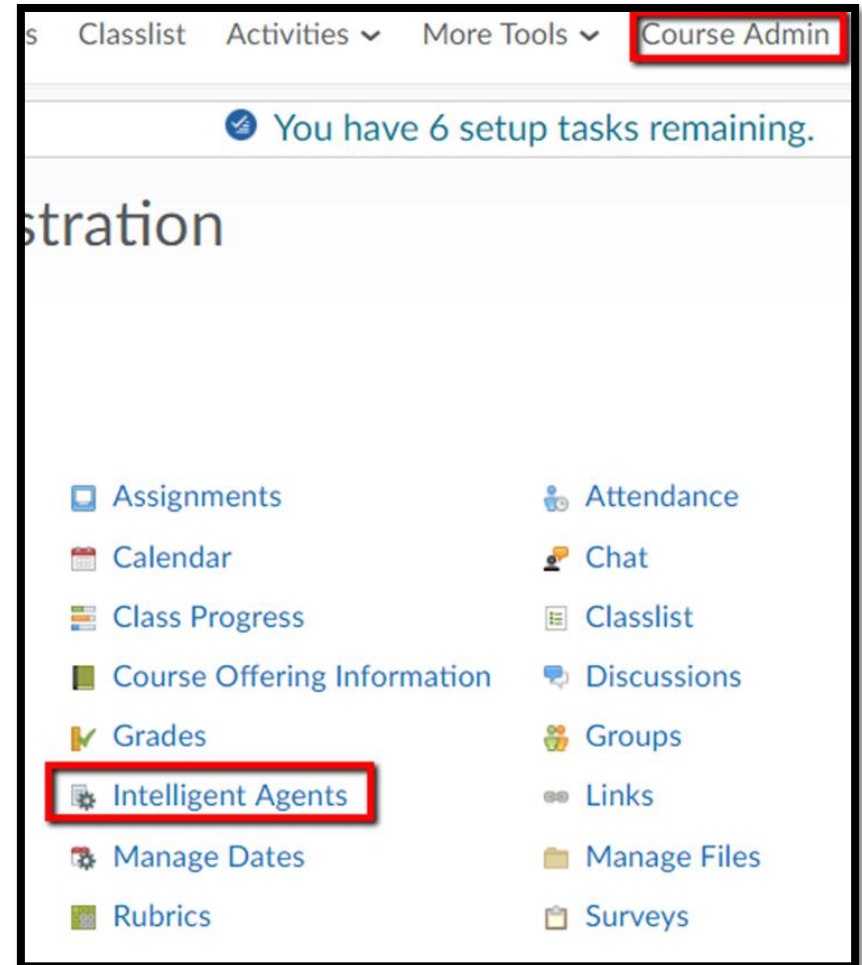
in myLeo Online

What is the Intelligent Agents Tool?

- Intelligent Agents (IAs) are used as a communication tool that can be set to automatically scan the Learning Environment for user-defined criteria.
- If the criteria are fulfilled, the Intelligent Agent sends an email to pre-defined addresses to alert them.

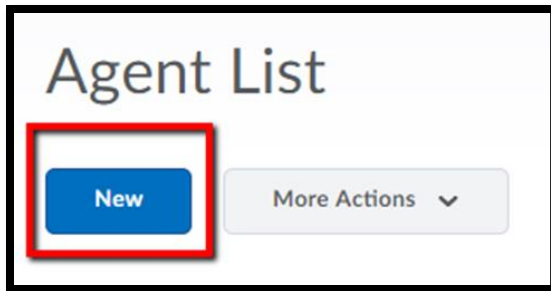
Creating an Intelligent Agent

1. Under **Course Admin**,
2. Click on **Intelligent Agents**



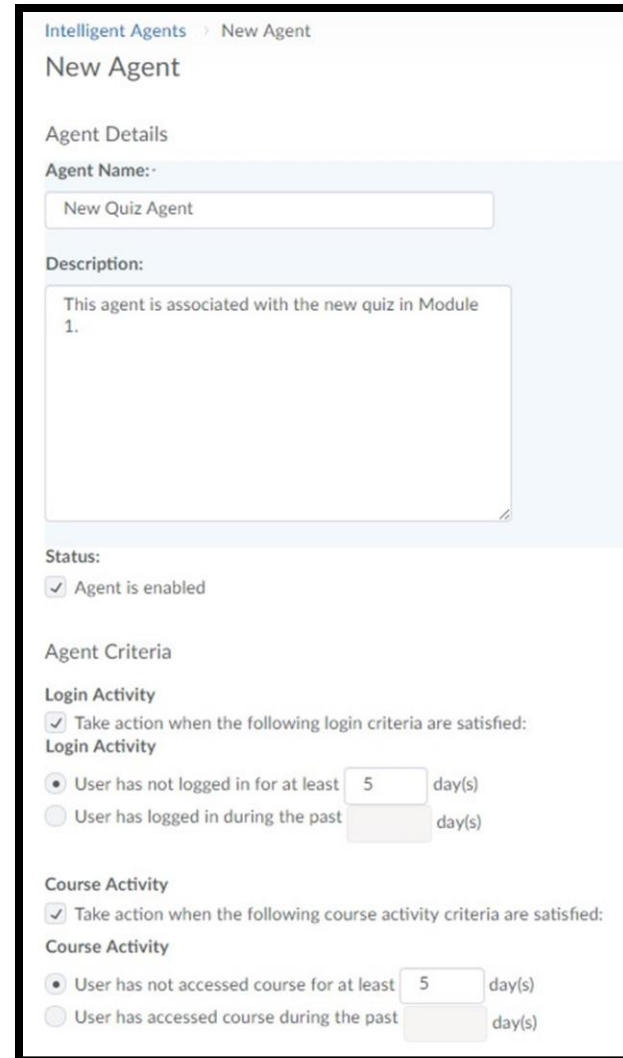
Agent List

3. Click **New**



4. Enter **Agent name**

5. Enter **Description**



The screenshot shows the 'New Agent' form in the 'Intelligent Agents > New Agent' section. The form is titled 'New Agent' and contains the following fields and options:

- Agent Details**
 - Agent Name:-** A text input field containing 'New Quiz Agent'.
 - Description:** A text area containing 'This agent is associated with the new quiz in Module 1.'
- Status:** A checkbox labeled 'Agent is enabled' which is checked.
- Agent Criteria**
 - Login Activity**
 - A checked checkbox: 'Take action when the following login criteria are satisfied:'
 - Login Activity**
 - A radio button selected: 'User has not logged in for at least 5 day(s)'.
 - A radio button: 'User has logged in during the past [] day(s)'.
 - Course Activity**
 - A checked checkbox: 'Take action when the following course activity criteria are satisfied:'
 - Course Activity**
 - A radio button selected: 'User has not accessed course for at least 5 day(s)'.
 - A radio button: 'User has accessed course during the past [] day(s)'.

Intelligent Agent Email

6. Select Agent **Criteria**

7. Select **Action**

8. Enter **email** message

9. Click **Save and Close**

The screenshot shows the configuration interface for an Intelligent Agent Email. It includes sections for Release Conditions, Agent Action, Schedule, Email Format, and Name that the emails come from. The 'Save and Close' button is highlighted with a red box.

Release Conditions

Attach Existing Create and Attach Remove All

To access this item, users must satisfy

All conditions must be met

Visits the content topic: New Quiz

Agent Action

Action Repetition:

- Take action only the first time the agent's criteria are satisfied for
- Take action every time the agent is evaluated and the agent's cri

Which Action Repetition setting should I use?

Schedule:

Use Schedule

No schedule defined

Next Run Date: No schedule defined

Update Schedule

What does an agent's Schedule determine?

Email Format:

- HTML
- Plain text

Name that the emails come from:

d2lsupport@ncehigheredtest.brightspace.com

Reply-To address for responses:

d2lsupport@tamuc.brightspace.com

How can I change the default From and Reply settings?

To:

Cc:

Bcc:

Save and Close Save Cancel